

## Welcome to the AATD(SA) website

### Existing Accounts:

If you are an AATD (SA) member or have previously set up an account on our website you can use your existing credentials to log in to the site. Scroll down to [Step 5](#) to see how to access the private pages for the PD event you have registered for.

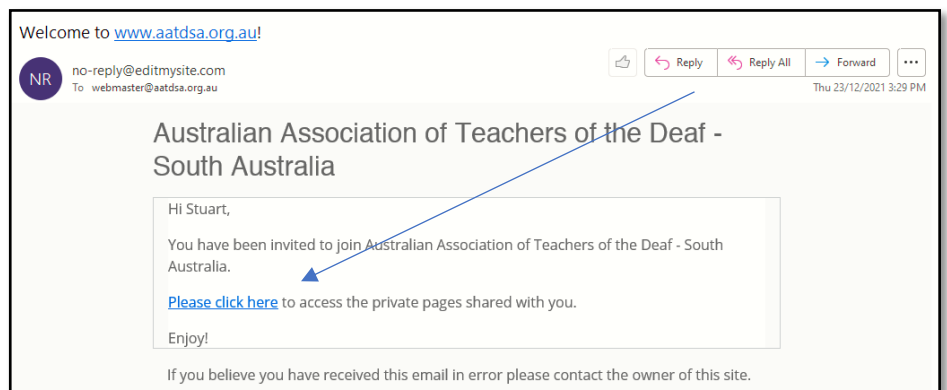
If you have forgotten your login details please email [webmaster@aatdsa.org.au](mailto:webmaster@aatdsa.org.au) and we will reset your password for you.

### New Accounts:

You have been assigned a login to our website ([www.aatdsa.org.au](http://www.aatdsa.org.au)). Below is guidance on logging in and exploring the Member's section.

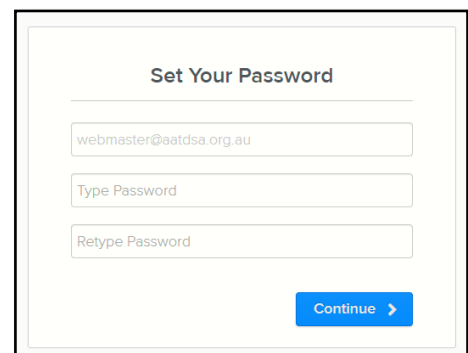
#### Step 1

You will receive an email from AATD(SA) when you have registered for A PD event. Please click on the link.



#### Step 2

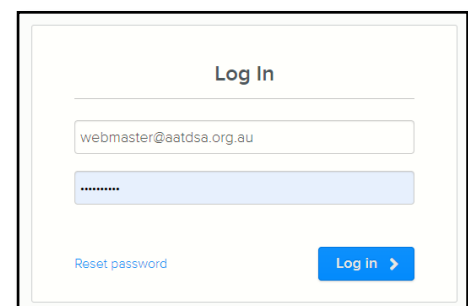
You will be redirected to a page, as shown below. This is for you to set up your password for the first time. Enter your password – be sure that it is complex yet easy enough to remember.



The screenshot shows a 'Set Your Password' form with three input fields: 'webmaster@aatdsa.org.au', 'Type Password', and 'Retype Password'. A blue 'Continue >' button is at the bottom right.

#### Step 3

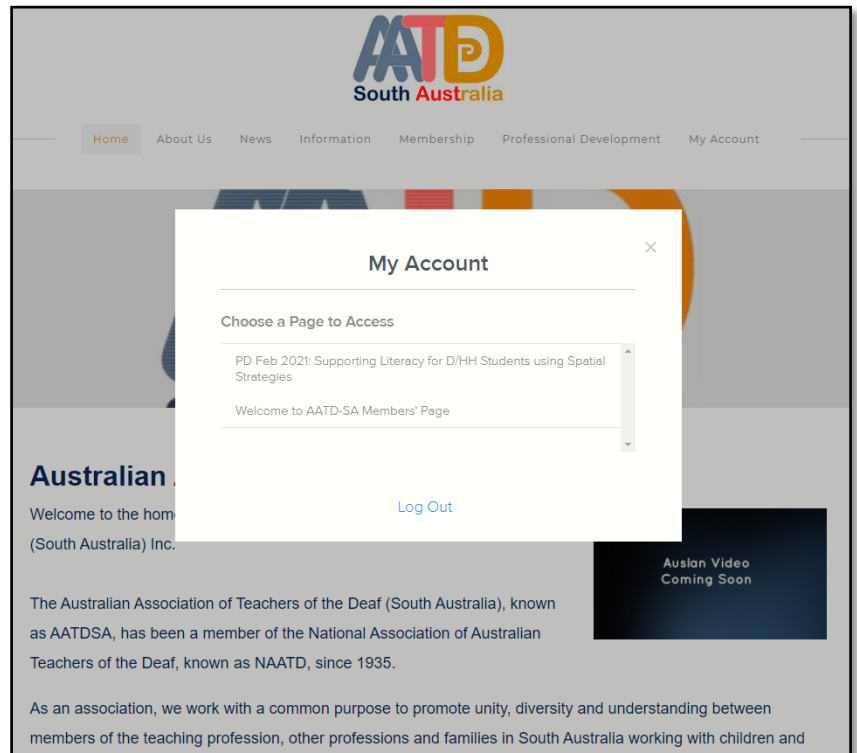
Next, you will be prompted to log in to your member's page. Enter your email address and the password you have just selected.



The screenshot shows a 'Log In' form with two input fields: 'webmaster@aatdsa.org.au' and a password field with dots. A blue 'Log in >' button is at the bottom right. A 'Reset password' link is at the bottom left.

## Step 4

Now you are in! You will see a pop-up screen with a list of the page(s) that you are registered for.



## Step 5

The next time you access our website click on the “Log In” or “My Account” link in the navigation menu.

When you have logged in clicking the “My Account” link will pop up a list of the PD and/or members pages you have been given access to.

